



FAMED SAĞLIK TIBBİ CİHAZLAR  
İTH. İHRC. SAN. ve TİC. LTD. ŞTİ.

## Portable Veterinary Endoscope System




[www.famed.com.tr](http://www.famed.com.tr)



[info@famed.com.tr](mailto:info@famed.com.tr)

# CMOS+LED Technology

Non-fiber design makes it durable and easy for maintenance.



## Features



**Multi-function Buttons**  
①Zoom ②Capture/Record ③Freeze



**120° Left/Right Rotation**  
Relieve fatigue of wrist rotation



**Detachable Structure**  
Compatible with all products



**Video Cable With 180° Rotation**  
Easy operation

## Portable

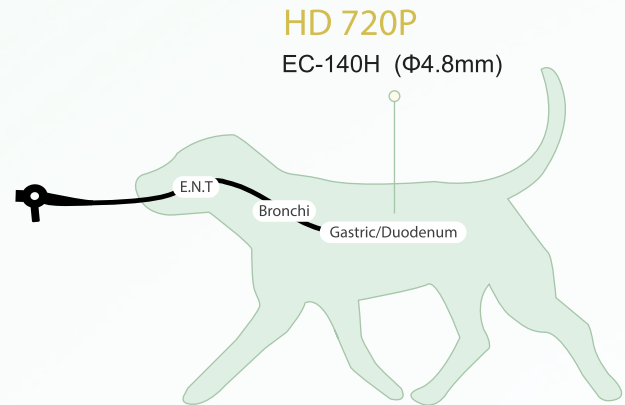
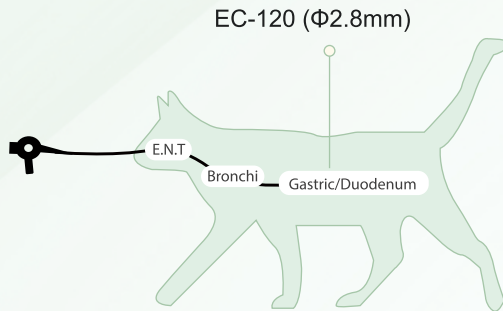
Equipped with D-1211 image processor with 10 inch touch-screen.





## Application

With slim diameter and 4-way angulation, FMD-120, FMD-130 ve FMD-140H are ideal for small animal applications, including bronchoscopy, rhinoscopy, oesophagus, foreign body retrieval, gastroscopy, cystoscopy, vaginoscopy, etc.

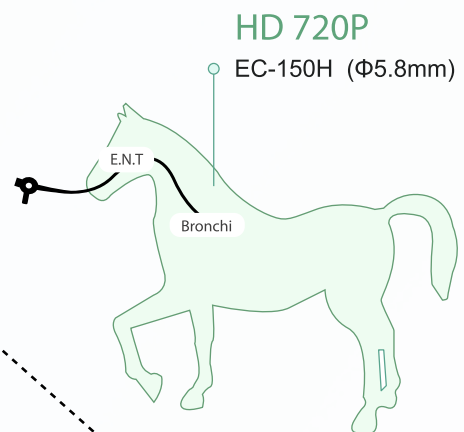


## Specification

Model	Insertion Tube	Working Channel	Working Length	Bending	Rotation	View Angle
FMD-120	2.8mm	1.2mm	610mm	U210°, D130°	L120°, R120°	120°
FMD-130	3.8mm	1.5mm	1000mm	U180°, D130°	L120°, R120°	120°
FMD-140H	4.8mm	2.0mm	1000mm	U180°, D130°	L120°, R120°	120°

## Application

With extended 1.5 meters working length and big working channel, FMD-150H is ideal for equine applications, including upper and lower airway endoscopy, sinuscopy, vaginoscopy and hysteroscopy, etc.



## Specification

Model	Insertion Tube	Working Channel	Working Length	Bending	Rotation	View Angle
FMD-150H	5.8mm	2.8mm	1500mm	U180°, D130°	L120°, R120°	120°