

Dr. Camscope Pro

General Purpose Video Laparoscopy System

- Full HD(1080i 60 Frames)
- Telemedicine system



SAĞLIK TIBBİ CİHAZLAR ve SAN. TİC. LTD. ŞTİ.



- Video colposcope (DCS-102 Pro)
- Video rectoscope (DCS-103R Pro)
- Endoscopic camera system (DCS-103E Pro)
- Video otoscope (DCS-104T Pro)
- Video dermascope (DCS-105 Pro)
- Video irisscope (DCS-106 Pro)
- Video scope for optician (DCS-108 Pro)

DCS pro Specifications

Fucntions	FULL-HD Live Image (16:9) Comparison image USB2.0 PC Slave Mode Image Adgustment - Brightness,Sharpness,Contrast,Gamma,Exposure - Image Conversion - Selectable color mode(User 1/2/3/Default) - Stored Image File Play - Create Folder, Delete Folder & File - System Time setting
Camera Resolution	1920x1080
Video Out	1920x1080p, 60 frame, HDMI
PC Interface	USB 2.0 / Slave Mode Directly connected to the PC application
Internal Storage	32G
Enternal Storage interface	USB 2.0 Memory Stick /FAT32
Still image Capture	1920x1080 jpg File
User Key Interface	5 Directional Key
Light Source	18W LED lamp, Color temperature (4800. K), Adjustable light intensity
Cable Length	2.0M
Foot switch	for Freeze & Still Capture
AC Input	90~264VAC Max 45Watt Universal AC Input / Full range
Dimension	Width(209mm) x Depth(101mm) x Height(250mm)



SOMETECH
SINCE 1989




DCS Pro light source can be easily connected to a computer via USB 2.0. Users can save digital data on a computer.



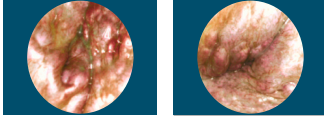
Convenient joystick with each directions can lead to freeze, save and zoom images conveniently.

Applications with various accessories



• Video Colposcope **DCS-102 Pro** OB/GYN

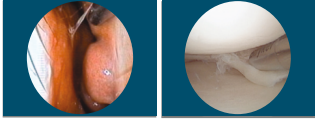
- Easy diagnosis of Cervix with Colpobar.
- Easy diagnosis of cervical erosion and CIN and CIS using built-in green filter.



• Video Rectoscope **DCS-103 PRO** GS / PROKTOLOJİ

Hemorrhoid

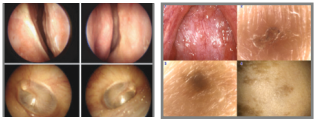
- Anoscope for Internal or External Hemorrhoids, Anal Fissure and Anal Fistula.



• Endoscopic Camera System **DCS-103E PRO**

Compatible with various endoscopes

- It is possible to connect rigid endoscopes to durable CCD coupler.

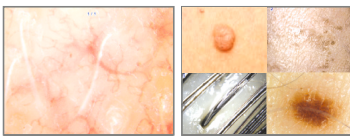


• Video Otoscope Camera System **DCS-104T PRO**

ENT/PEDIATRY/ I.M/EM

Diagnosis of ear drum and external auditory canal without inserting telescope deeply.

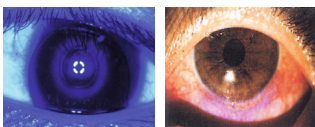
- Optimized telescope diameter (3mm) for pediatric patients.
- Tonsil, larynx, skin can be diagnosed by various accessories.



• Video Dermaskop **DCS-105 PRO** DERMATOLOGY / PLASTIC SURGERY

Skin diagnosis

- Side illumination can reduce light reflection and diagnose pore, keratin clearly.
- High magnification by using various kinds of lens and caps.
- Epidermis and pigmentation can be clearly diagnosed.



• Video Scope for Optician **DCS-108 PRO** OPTICIAN

Iris diagnosis

- Check on contact lens, conjunctivitis and Iris.

f = 18.5mm

www.famed.com.tr



Cevizli Mah. Hacilar Cad.
No:44/A Kartal / İstanbul



+90 216 597 0 567
+90 216 441 29 99



+90 216 397 15 15

